



Bonded wall construction



Optional 'Thermaglas' double glazing



Bright, fun and functional, the coastal-inspired Loire delivers superb value in a choice of 10ft and 12ft-wide, two and three-bedroom models. Retaining the family-friendly accommodation, hardwearing materials and quality equipment, Loire now boasts a redesigned, nautical-inspired interior, alongside enhanced features.

Model size	Bedrooms	Main bed	Twin beds	Rear twin beds	Sofa bed
28' x 10'	2	1.91m x 1.37m (6'3" x 4'6")	1.83m x 0.61m (6'0" x 2'0")	N/A	1.80m x 1.12m (5'11" x 3'8")
			1.76m x 0.61m (5'9" x 2'0")		
28' x 12'	2	1.91m x 1.37m (6'3" x 4'6")	1.83m x 0.69m (6'0" x 2'3")	N/A	1.80m x 1.12m (5'11" x 3'8")
			1.76m x 0.69m (5'9" x 2'3")		
32' x 10'	2	1.91m x 1.37m (6'3" x 4'6")	1.83m x 0.69m (6'0" x 2'3")	N/A	1.80m x 1.12m (5'11" x 3'8")
			1.76m x 0.69m (5'9" x 2'3")		
32' x 12'	2	1.91m x 1.37m (6'3" x 4'6")	1.83m x 0.69m (6'0" x 2'3")	N/A	1.80m x 1.12m (5'11" x 3'8")
			1.76m x 0.69m (5'9" x 2'3")		
35' x 12'	2	1.91m x 1.37m (6'3" x 4'6")	1.83m x 0.69m (6'0" x 2'3")	N/A	1.80m x 1.12m (5'11" x 3'8")
			1.76m x 0.69m (5'9" x 2'3")		
35' x 12'	3	1.91m x 1.37m (6'3" x 4'6")	1.83m x 0.69m (6'0" x 2'3")	1.83m x 0.61m (6'0" x 2'0")	1.80m x 1.12m (5'11" x 3'8")
			1.76m x 0.69m (5'9" x 2'3")		
38' x 12'	3	1.91m x 1.37m (6'3" x 4'6")	1.83m x 0.69m (6'0" x 2'3")	1.83m x 0.61m (6'0" x 2'0")	1.80m x 1.12m (5'11" x 3'8")
			1.76m x 0.69m (5'9" x 2'3")		

LOIRE FEATURES

Along with the Swift Superior Standard (see page 4), Loire comes with many desirable extras including:



Sofa Bed



TV Point



Cooker



Wardrobe



Microwave



USB Sockets



Fridge/Freezer*



Bay Window

*Model dependent



L-shaped sofa with fold out bed

Luxury carpet with underlay



Externally vented extractor fan





Duvalay mattresses
on all beds

FEATURES

EXTERIOR

- Fusion galvanised chassis with finish warranted for ten years
- Bonded sandwich exterior wall construction for greater strength
- Coated steel pantile roof
- Distinctive pre-coated 'folded' steel bargeboards
- Sandy Beige woodgrain textured aluminium cladding
- White uPVC windows with push-button security locks
- PVC gutters and down pipes
- Low energy exterior side light

INSULATION

- Excellent thermal performance:
 - 50mm insulation in floor
 - 90mm insulation in roof
 - 30mm insulation in walls
 - Lagged underfloor pipes

INTERIOR

- **NEW** Wesley soft furnishings
- Luxury carpet with underlay
- **NEW** Tournai Stone effect vinyl flooring in kitchen/dining/bathroom(s)
- Tisano Oak woodgrain (with **NEW** Bronze Chromix feature panels)
- Low energy LED lighting throughout
- USB sockets
- Double electric sockets throughout
- Hallway door (35' and 38' x 12' models)

LOUNGE

- Front bay window giving panoramic views and more comfortable front seating
- Fixed L-shape sofa with fold out occasional bed and loose back cushions
- Coffee table (except 10ft models)
- Lined curtains with tiebacks with **NEW** curtain poles
- TV point with Co-Ax and 240V socket

KITCHEN/ DINING

- Theftford glass fronted oven and grill with electronic ignition
- Four-burner gas hob with electronic ignition
- Externally vented stainless steel cooker hood
- Integrated microwave oven (800w)*
- Integrated fridge and freezer (12' models)

- **NEW** under counter fridge (10' models)
- **NEW** Silver Chromix 30mm laminate worktops with matching upstands
- **NEW** stainless steel bar handles for kitchen cupboards
- Stainless steel sink/drainer
- Freestanding dining table with fixed style seating and two stools

BATHROOM(S)

- Shower cubicle with thermostatic shower in main bathroom
- Dual flush WC
- LED vanity spotlights
- Extractor fan in main bathroom


BEDROOMS

- **NEW** deeper and more luxurious Aurora Duvalay™ mattress to all beds with Crib 5 rated fabric
- Avola woodgrain headboards
- Gazunda bed in one twin bedroom for extra space (one bed stores under the other when not required)
- Bedside shelf units and overbed storage
- Contemporary handleless furniture design and feature panels in **NEW** Bronze Chromix
- Vanity area with mirror and socket
- TV sockets & Co-Ax to all bedrooms plus booster (except 28' x 12' 2B)

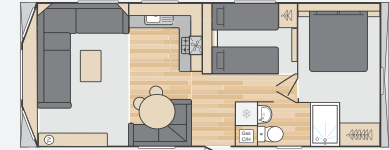
OPTIONS

- Thermaglas uPVC double glazing
- Condensing gas combi-boiler central heating and hot water system;
 - Radiator in en suite
 - Radiator thermostats
- Environmental green exterior with green window frames
- Freestanding dining table and freestanding chairs
- Wireless programmable room thermostat
- Electric fire
- Bluetooth® audio connection to lounge ceiling speakers
- Shaving socket in bathroom
- SwiftShield stain resistant fabric

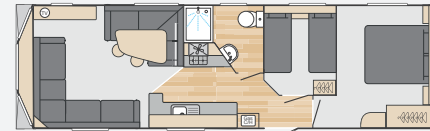
FLOORPLANS



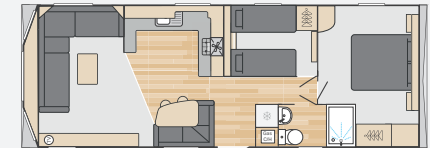
28' x 10' - 2 Bedroom



28' x 12' - 2 Bedroom



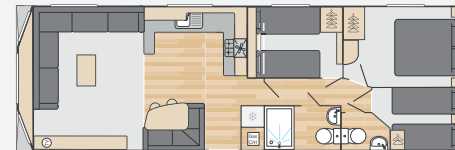
32' x 10' - 2 Bedroom



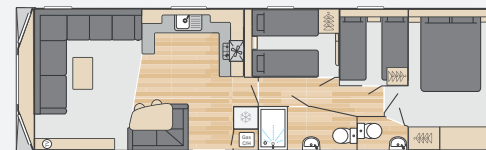
32' x 12' - 2 Bedroom



35' x 12' - 2 Bedroom



35' x 12' - 3 Bedroom



38' x 12' - 3 Bedroom

*The model fitted may differ from that shown in images, please check with supplying dealer or park