



Bonded wall construction



Integrated 5ft deck with balustrade (Escape)

Well-appointed and stylish, Bordeaux is available in a choice of two or three bedrooms, offering contemporary accommodation for the whole family. The Bordeaux Escape model likewise enables sumptuous living, flowing through to an integrated veranda that's perfect for al fresco dining.

Model size	Bedrooms	Main bed	Twin beds	Rear twin beds	Sofa bed
33' x 12'	2	1.91m x 1.37m (6'3" x 4'6")	1.83m x 0.69m (6'0" x 2'3")	N/A	1.80m x 1.12m (5'11" x 3'8")
35' x 12'	2	1.91m x 1.53m (6'3" x 5'0")	1.83m x 0.69m (6'0" x 2'3")	N/A	1.80m x 1.12m (5'11" x 3'8")
38' x 12'	2	1.91m x 1.53m (6'3" x 5'0")	1.83m x 0.69m (6'0" x 2'3")	N/A	1.80m x 1.12m (5'11" x 3'8")
38' x 12' ES	2	1.91m x 1.53m (6'3" x 5'0")	1.83m x 0.69m (6'0" x 2'3")	N/A	1.80m x 1.12m (5'11" x 3'8")
38' x 12'	3	1.91m x 1.37m (6'3" x 4'6")	1.83m x 0.69m (6'0" x 2'3")	1.83m x 0.61m (6'0" x 2'0")	1.80m x 1.12m (5'11" x 3'8")
<b>Bordeaux Escape</b>					
38' x 12'	2	1.91m x 1.37m (6'3" x 4'6")	1.83m x 0.69m (6'0" x 2'3")	N/A	1.80m x 1.12m (5'11" x 3'8")
41' x 12'	3	1.91m x 1.37m (6'3" x 4'6")	1.83m x 0.69m (6'0" x 2'3")	1.83m x 0.61m (6'0" x 2'0")	1.80m x 1.12m (5'11" x 3'8")

## BORDEAUX AND BORDEAUX ESCAPE FEATURES

Along with the Swift Superior Standard (see page 4), Bordeaux and Bordeaux Escape also come with many desirable extras including:



Sofa Bed



TV Point



Cooker




Wardrobe



Electric Fire

Image shown is the Bordeaux Escape lounge





# FEATURES

## EXTERIOR

- Fusion galvanised chassis with finish warrantied for ten years
- Bonded sandwich exterior wall construction for greater strength
- Coated steel pantile roof
- Distinctive pre-coated 'folded' steel bargeboards with LED lighting to front aspect
- Sandy Beige woodgrain textured aluminium cladding
- Covered integrated 5ft deck with balustrade (Bordeaux Escape)
- Front aspect sliding doors (Bordeaux Escape)
- Rustic Oak uPVC windows with push-button security locks (Bordeaux Escape)
- White uPVC windows with push-button security locks (Bordeaux)
- PVC gutters and down pipes
- Low energy exterior side light

## INSULATION

- Excellent thermal performance:
  - 50mm insulation in floor
  - 90mm insulation in roof
  - 30mm insulation in walls
  - Lagged underfloor pipes

## INTERIOR

- 7ft (2.13m) high ceilings at side walls
- Maldives soft furnishing scheme
- Luxury carpet with underlay
- Laminate effect vinyl flooring in kitchen/dining/bathroom(s)
- Nebraska Oak woodgrain
- Modern planked interior ceiling system (Bordeaux Escape)
- Low energy LED lighting throughout
- Stylish Pronto gold matt handles throughout
- USB sockets
- Double electric sockets throughout

## LOUNGE

- Freestanding two-piece suite with fold out occasional bed and scatter cushions
- TV point with Co-Ax and 240V socket
- Framed fireplace with contemporary Bach electric fire
- Coffee table with two upholstered cylindrical stools underneath
- Mirror with gold frame
- Framed wall picture

## KITCHEN / DINING

- Thetford Cocina glass fronted oven, grill and electronic ignition with improved door function, higher temperatures, burner rating and heat-up times
- Four-burner gas hob with electronic ignition
- Discrete externally vented extractor fan
- Integrated microwave oven (800w)\*
- Integrated fridge and freezer
- Stylish kitchen units in Riverstone Supermatt with upper doors in Light Grey perfect touch
- Soft close on kitchen units
- 40mm Levanto Marble laminate worktops with upstands
- Steam Punk pendant light fittings above central worktop
- Brass effect tap with porcelain handles
- White resin bowl and drainer
- White tile effect splashback
- Dining suite with four Rochelle chairs in Riverstone (two additional folding chairs in three-bed models)
- Table comes with Toulouse wood effect top
- Roller blind in Carnival Taupe

## BATHROOM(S)

- Large shower cubicle with glass sliding door and thermostatic shower with topper in main bathroom
- Dual flush WC
- Acrylic splashback with green glass look
- LED vanity spotlights
- Extractor fan in main bathroom

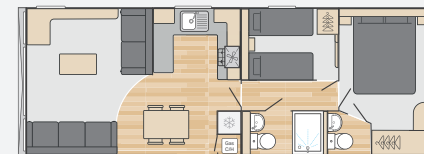
## BEDROOMS

- Double bed in main bedroom with lift up storage (king-size in 35'x12' 2B & 38'x12' 2B)
- **NEW** deeper and more luxurious Aurora Duvalay™ mattress to all beds with Crib 5 rated fabric
- Padded headboard(s)
- Bedside cabinets with Jackson Pine inset panel and overbed storage
- Under locker LED strip lights
- Vanity area with mirror and socket in main bedroom
- Brass effect curtain poles
- TV sockets & Co-Ax to all bedrooms plus booster

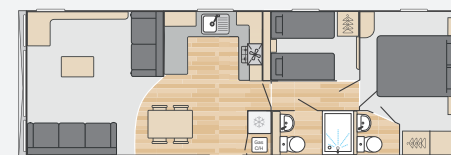
## OPTIONS

- Thermaglas uPVC double glazing
- Gas combi-boiler central heating and hot water system;
- - Radiator thermostats and radiator in en-suite
- - Towel radiator in main bathroom
- Front aspect French doors (Bordeaux)
- Integrated slim-line dishwasher
- Environmental Arcadia Green exterior with green windows frames
- Wireless programmable room thermostat for gas central heating
- Bluetooth® audio connection to lounge ceiling speakers
- **NEW** twin room USB sockets
- Shaving socket in bathroom
- SwiftShield stain resistant fabric

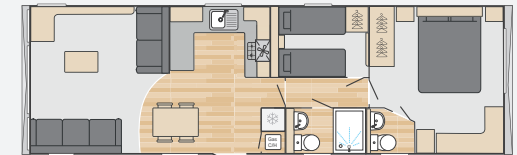
## FLOORPLANS



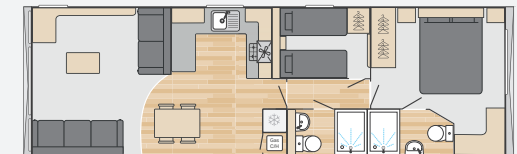
Bordeaux 33' x 12' - 2 Bedroom




Bordeaux 35' x 12' - 2 Bedroom



Bordeaux 38' x 12' - 2 Bedroom



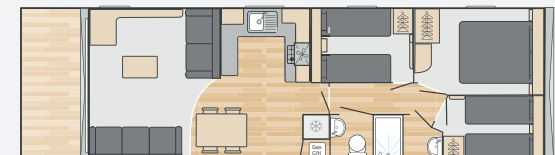
Bordeaux 38' x 12' - 2 Bedroom ES



Bordeaux 38' x 12' - 3 Bedroom



Bordeaux Escape 38' x 12' - 2 Bedroom



Bordeaux Escape 41' x 12' - 3 Bedroom

\*The model fitted may differ from that shown in images, please check with supplying dealer or park