



The high quality continues in the **Image 8** fitted kitchen comprising an integrated fridge/ freezer and microwave; gas oven and grill with 5-burner hob and extractor hood as standard. Graphite worktops with black composite sink and mixer tap complete a stunning area.



The **Image 8** illustrated is the 41ft x 12ft 6in – 2 bedroom. The model shown here has château grey aluminium finish with windows and doors finished in graphite which is standard on this leisure home.

Note: Deluxe bedding set, lounge scatters, TV and interior accessories are for display purposes only.



The spacious main bedroom in the **Image 8** has a kingsize bed with a feature headboard upholstered in a leather effect, matching the storage stool at the built in dressing table with large mirror. The luxury theme continues with distinctive and stylish pendant lights.





The **Image 8** benefits from two bathrooms. The en-suite to the master bedroom has a full size bath with optional shower, folding shower screen and wet walling. A wash basin, WC and extractor fan complete the room.

The second bedroom has an en-suite shower room which is also accessible from the hallway. The Velux® roof-light creates an airy space with fitted wash basin, shower cubicle, WC and extractor fan.

All bathroom fittings throughout the **Image 8** are an on-trend matt black finish.



If you're looking for the ultimate luxury in a holiday home, the **Image 8** ticks every box.



*A glass of bubbly at the end of a hard day enjoying yourself. With the Image you'll get used to the luxury lifestyle.*





Model illustrated 41ft x 13ft – 2 bed

**A Living room** with sliding patio doors, 3-seater sofa, two armchairs and matching footstool as standard.

**B Fitted kitchen** with electric oven, grill, 5 burner hob and extractor hood, integrated fridge/freezer and microwave.

**C Dining area** with free standing dining table and upholstered chairs.


**D Second bathroom** with Jack and Jill access from twin bedroom has a Velux® rooflight, fitted wash basin, shower cubicle, WC and extractor fan.

**E Twin bedroom** with two 3ft single beds, bedside table with over-bed wall light between the beds and wardrobe with ensuite access to shower room.

**F Main bedroom** with kingsize bed, leather effect wall mounted headboard and feature pendant lights.

**G Ensuite bathroom** with fitted wash basin, optional shower over bath, bath screen, fitted washbasin, WC and extractor fan.

**H Dressing area** fitted dressing table with leather effect Ottoman-style storage stool, mirror and fitted wardrobes.



## STANDARD FEATURES

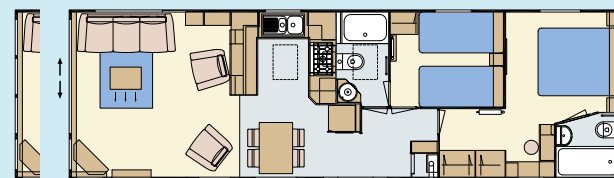
Central heating and towel radiator	✓
Graphite PVC double glazing	✓
Extra insulation	✓
Sockets with USB port	✓
Low energy lighting	✓
Free standing three-seater suite with pull out bed, two armchairs and lounge scatter cushions	✓
Lounge footstool	✓
Free standing dining table and chairs	✓
Vertical blinds to front aspect	✓
Electric oven and grill with electric ignition and 5 burner hob with recirculating extractor hood	✓
Integrated fridge freezer	✓
Integrated microwave	✓
Velux® roof light	✓
Gas strut lift up bed to master bedroom	✓
TV points to master and twin room complete with signal booster	✓
En suite bath/shower room to both bedrooms in 2 bedroom model	✓
En suite WC to 3 bedroom model	✓
3' single beds in 2 bedroom model only	✓
Front sliding patio doors including 2 downlighters	✓
Pre-galvanised chassis	✓
Coffee table	✓
Soft close hinges throughout kitchen	✓
Over bed reading lights	✓

## POPULAR OPTIONS


Fully galvanised chassis
Environmental colours
Canexel cladding coloured windows
Timber cladding oak windows
Integrated dishwasher*
Integrated washer/dryer*
Integrated washing machine*
7 bottle wine cooler
Wall mounted tv point in lounge
Gazunder twin bed
Standard bedding set
Deluxe bedding set
Shower over bath
Shower cubicle in lieu of bath

\*Only 1 full size appliance per model

## FLOOR PLANS



41 x 12-6 - 2 bedroom/6 berth



41 x 13 - 2 bedroom/6 berth  
BS3632: Residential Spec

**Please take a moment to choose which options you would like to be included in your new Atlas Image.**

You can tick the appropriate box, which will help you specify your new holiday home.

**Please see the matrix on page 70 for a comprehensive list of options.**